


# 10 WATT DC-DC CONVERTER

## OES- SC / WC 2448 SINGLE/ DUAL CHANNEL



Application		Features	
Industrial		Compatibility type of PIN in the power supply unit market	
Input		Realized wide range input (Ultra wide input)	
<b>Input Voltage:</b>	DC 24/48V	Over current protection	
<b>Input Voltage Range:</b>	18~72VDC		
<b>Inrush Current:</b> *1	Not specified		
		Options	

**ETA-USA**

HIGH QUALITY SWITCHING POWER SUPPLIES

Output Characteristic	Unit	Models						
		OES3.3 SC2448	OES05 SC2448	OES12 SC2448	OES15 SC2448	OES24 SC2448	OES22 WC2448	OES23 WC2448
Output Voltage	Vdc	3.3	5	12	15	24	+12/ -12	+15/ -15
Output Current	A	2	2	0.9	0.7	0.45	0.45/ 0.45	0.35/ 0.35
Voltage Adjust Range	V	±5% of stated output						
Ripple & Noise(max)	mVp p	100						
Rise time	mS	500						
Hold up time	mS	Not specified						
Static Line Regulation	mV	16.5	25	60	75	120	60	75
Static Load Regulation	mA	16.5	25	60	75	120	60	75
Dynamic Line Regulation	mV	N/A	200	360	450	750	360	450
Dynamic Load Regulation	mA	N/A	200	360	450	750	360	450
Drift	mV	N/A	45	75	90	135	75	90
Recovery Time	mS	1 (typ.)						

Efficiency *1	%	78~85%						
Power Factor *1		N/A						

**ETA-USA**  
**Sub.ETA ELECTRIC IND., CO. LTD.**  
 16170 Vineyard Blvd. #180  
 Morgan Hill, CA 95037  
 Phone: (408) 778-2793 Fax: (408) 779-2753  
[www.eta-usa.com](http://www.eta-usa.com)

**ETA-USA**

HIGH QUALITY SWITCHING POWER SUPPLIES

<b>Environmental Specification</b>	
Operating Temperature*3	-20°C to +71 °C
Derating Curve	3.5% at 50°C to 71°C
Operating Humidity	20~90[%RH] (non-condensing)
Storage Temperature	-20 to +85 °C
Storage Humidity	20~90[%RH] (non-condensing)
Withstanding Voltage	Primary-Secondary AC 500V for 1 minute
Isolation Resistance	Primary-Secondary 50MW(minimum) by DC500V insulation tester
Vibration	5-10Hz:10mm double amplitude,10-55Hz:2G,20minutes' period for 60minutes each along X,Y,Z axes(non-operating)
Shock	30G
Cooling	Convection
Temperature Coefficient	0.03%/°C
<b>Function/Protection</b>	
Over current Protection	Current limiting with automatic recovery
Over voltage Protection	Not available
Short Circuit Protection	Not available
Remote Sense	Not available
Remote Control	Not available
Series Operation	No information available
Parallel Operation	No information available
Input Fuse	Installed
<b>Mechanical</b>	
Dimension [mm]	39 x 46 x 8.5
Weight [g] (typical)	14g

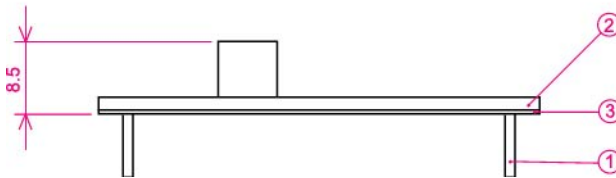
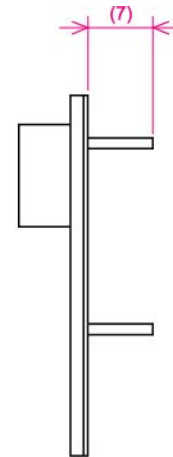
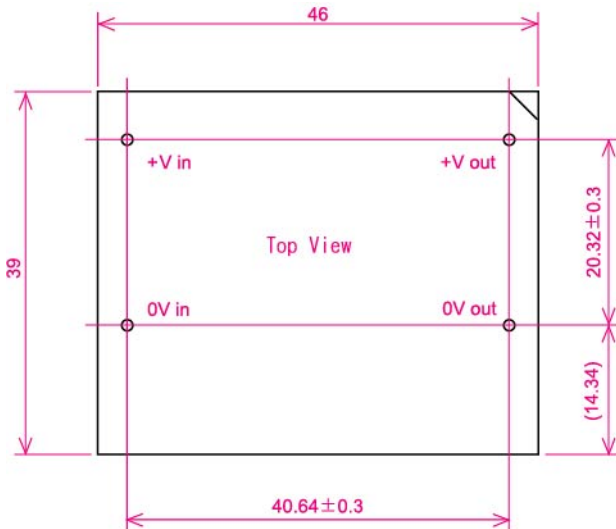
**ETA-USA**  
**Sub.ETA ELECTRIC IND., CO. LTD.**  
16170 Vineyard Blvd. #180  
Morgan Hill, CA 95037  
Phone: (408) 778-2793 Fax: (408) 779-2753  
[www.eta-usa.com](http://www.eta-usa.com)



**ETA-USA**

HIGH QUALITY SWITCHING POWER SUPPLIES

## Dimension Diagram



① 1.0DIA PIN Material:BsB 2700 1/2H  
Solder Plating

② Double-sided PCB FR4t=1.0

③ t=0.5 Insulator V0

\*Tolerance  $\pm 0.5$

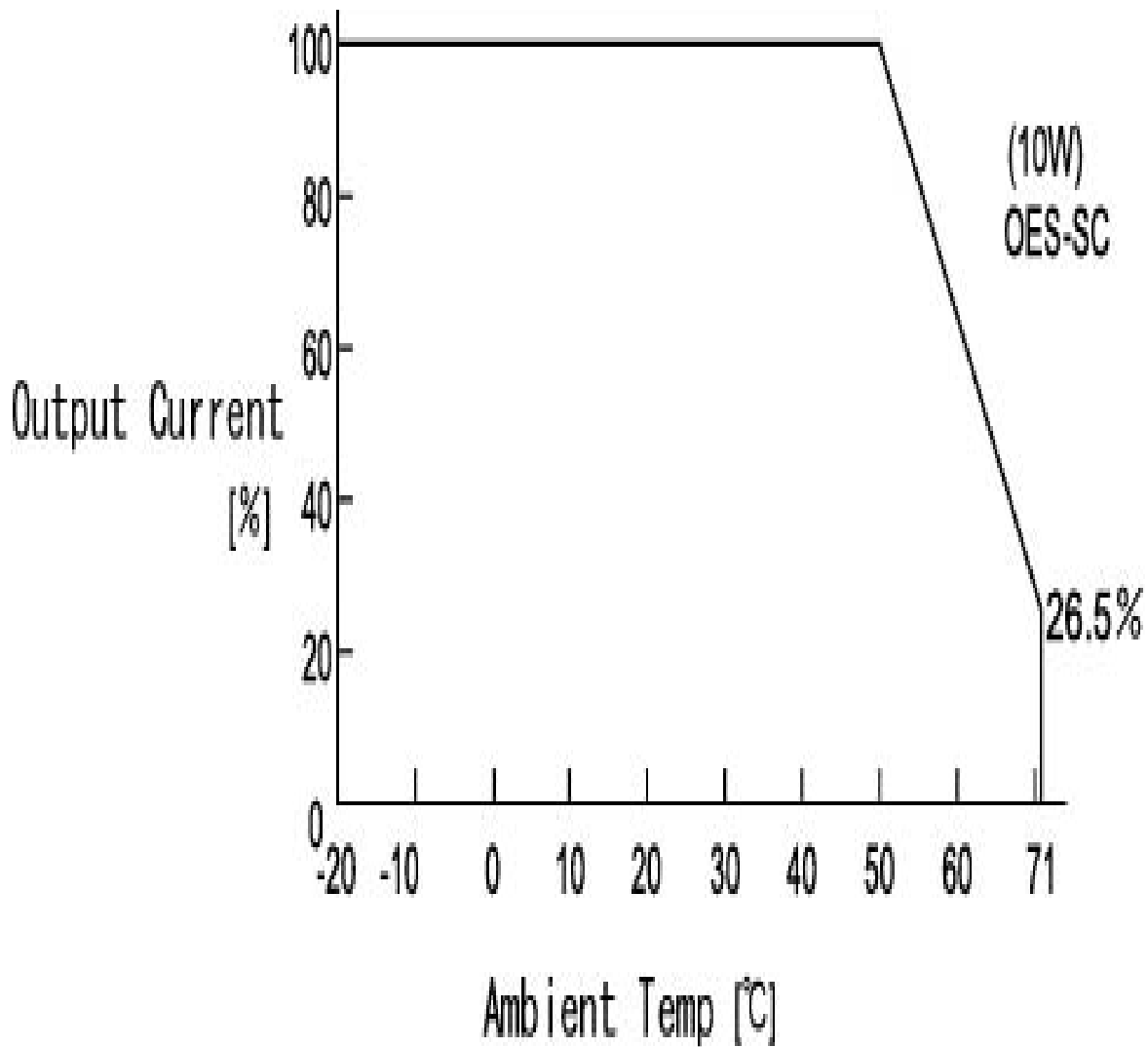
**ETA-USA**  
**Sub.ETA ELECTRIC IND., CO. LTD.**  
16170 Vineyard Blvd. #180  
Morgan Hill, CA 95037  
Phone: (408) 778-2793 Fax: (408) 779-2753  
[www.eta-usa.com](http://www.eta-usa.com)



**ETA-USA**

HIGH QUALITY SWITCHING POWER SUPPLIES

## Derating Curve



ETA-USA  
Sub.ETA ELECTRIC IND., CO. LTD.  
16170 Vineyard Blvd. #180  
Morgan Hill, CA 95037  
Phone: (408) 778-2793 Fax: (408) 779-2753  
[www.eta-usa.com](http://www.eta-usa.com)