




ETA-USA

HIGH QUALITY SWITCHING POWER SUPPLIES

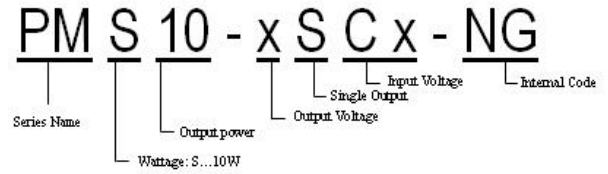
DC/DC SWITCHING POWER SUPPLY
DC INPUT 5,24
SINGLE OUTPUT
10 WATTS

PMS10-SC-NG SERIES



Dimension [mm]: 45×34.69×7 (W×D×H)

General Description



DC INPUT: 5V

Input Characteristics	Unit	PMS10-05SC05-NG	PMS10-12SC05-NG
Rated input voltage	Vdc	DC 5V	
Input voltage range	Vdc	DC 4.5~9V	
Input current (typ.)	A	2.14	2.24
Efficiency *1	%	75%	75%

PMS10-xSC05-NG

Output Characteristic	Unit	Models	
		PMS10-05SC05-NG	PMS10-12SC05-NG
Rated Output Voltage	Vdc	5	12
Rated Output Power	W	8	8.4
Rated Output Current *5	A	1.6 (peak 2.0)	0.7 (peak 0.9)
Output voltage range *1	%	±3%	
Ripple Noise(Max.)	mV p-p	60	90
Regulation			
a. Line Regulation	mV	20	48
b. Load Regulation	mV	40	100
c. Temperature Regulation*2	mV	50	150





ETA-USA

HIGH QUALITY SWITCHING POWER SUPPLIES

DC INPUT: 24V

Input Characteristics	Unit	PMS10-3.3SC24-NG	PMS10-05SC24-NG	PMS10-12SC24-NG	PMS10-15SC24-NG
Rated input voltage	Vdc	DC 24V			
Input voltage range	Vdc	DC 18 ~ 36V			
Input current (typ.)	A	0.37	0.53	0.55	0.53
Efficiency *1	%	75%	80%	82%	83%

PMS10-xSC24-NG

Output Characteristic	Unit	Models			
		PMS10-3.3SC24-NG	PMS10-05SC24-NG	PMS10-12SC24-NG	PMS10-15SC24-NG
Rated Output Voltage	Vdc	3.3	5	12	24
Rated Output Power	W	6.6	10	10.8	10.5
Rated Output Current *5	A	2.0	2.0	0.9	0.7
Output voltage range *1	%	±3%			
Ripple Noise(Max.)	mV p-p	60	60	90	90
Regulation					
a. Line Regulation	mV	20	20	48	60
b. Load Regulation	mV	40	40	100	120
c. Temperature Regulation*2	mV	50	50	150	180



ETA USA

16170 Vineyard Blvd. Suite 180, Morgan Hill, CA 95037
Phone: 1-800-ETA-POWR, (408) 778-2793 Fax: (408) 779-2753

Visit us at: www.eta-usa.com
email at: sales@eta-usa.com



ETA-USA

HIGH QUALITY SWITCHING POWER SUPPLIES

Environmental Specification				
Operating Temperature *4	Convection cooling:-20~+71°C Forced air cooling:-20~+85°C			
Operating Humidity	20~95%RH (No dew condensation permitted)			
Storage Temperature	-40~+85°C			
Storage Humidity	20~95%RH (No dew condensation permitted)			
Cooling	Convection cooling / Forced air cooling			
Dielectric Strength				
Withstand Voltage	Input-FG 500VAC for 1 min. Input-Output 500VAC for 1 min. Output-FG 500VAC for 1min.			
Insulation Resistance	Input-FG 50MΩ at 500VDC Input-Output 50MΩ at 500VDC Output-FG 50MΩ at 500VDC			
Functions				
Over Current Protection	Vin=5 Vdc Vin=24Vdc	Automatic recovery		
		2.1A~		0.95A~
		2.1A~	2.1A~	0.95A~ 0.74A~
Over Voltage Protection	Vin=5 Vdc Vin=24Vdc	N/A		
		5.75V~		13.8V~
		3.8V~	5.75V~	13.8V~ 17.3V~
Trimming of output voltage *3	±10%			
Input fuse	Built-in			
Structure & Others				
Vibration Resistance	10~55Hz Acceleration:98m/s ² (10G) Cycle: 3min. Direction: X,Y,Z for 1 hour each			
Shock Resistance	Acceleration:490.3m/s ² (50G) Time: 11ms Direction: X,Y,Z for 1hour each			
Mechanical				
Dimension [mm]	45×34.69×7(W×D×H)			
Weight [g] (typical)	25g			

Conditions:

- *1 At Rated input voltage, Rated output current, Operating temp. 25°C
- *2 At operating temp. -20~+71°C
- *3 Possible by inserting appointed resistor at outside.
- *4 Load should be reduced for operation at 55°C or above at convection cooling, and at 70°C or above at forced air cooling.
- *5 Peak current is within 10minutes.

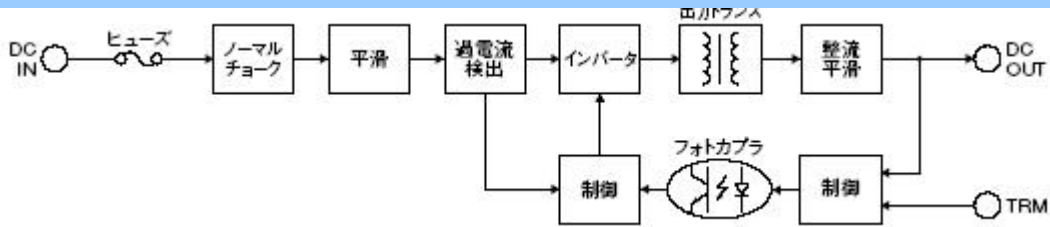




ETA-USA

HIGH QUALITY SWITCHING POWER SUPPLIES

BLOCK DIAGRAM



DIMENSION DIAGRAM (mm)

