



SVM-SC

15W

SV Series

SVA-SC, SVA-SD 25W
 SVM-SC, SVM-SD 15W
 SVB-SC, SVB-SD 50W
 OUTPUT: SC SINGLE, SD DUAL
 Closed Frame



FEATURES

- No derating when mounted on a horizontal surface
- Low impedance capacitors
- Over voltage protection
- EMI: Complies with FCC/A
- Compact Package
- **Isolated Power Supply**



MODEL/CHANNEL		Unit	SVM05-SC12	SVM12-SC12	SVM15-SC12	SVM24-SC12	SVM48-SC12	
OUTPUT (Single)	Output Voltage (12, 24, & 48V)	Vdc	5	12	15	24	48	
	Output Current	A	3	1.3	1	0.7	0.35	
	Line Regulation	mV	40	96	120	192	384	
	Load Regulation	mVp	45	108	135	216	432	
	Ripple and Noise	mVp	150	220	250	340	580	
	Drift	mV	40	75	90	135	255	
	Dynamic Load Regulation	mV	150	360	450	720	1440	
	Voltage Adjustment Range	-	+/-10% of Rated Output Voltage(at no load within input range)					
	Rise Time (12, 24V)	-	100mS(maximum) at 25°C and rated input/output					
	Rise Time 48V	-	500mS(maximum) at 25°C and rated input/output					
	Recovery Time 12V	-	0.5mS(typical)					
	Recovery Time (24, 48V)	-	0.3mS(typical)					
Temp Coefficient	-	0.03%/°C						
Function	Over Current Protection	A	Current Limiting with automatic recovery					
	105% of Rated Output Current	-	3.3	1.43	1.1	0.77	0.39	
	Over Voltage Protection	-	Output shutdown(to reset,leave 1minute after shutdown)					
	115% of Rated Output voltage	-	5.5	13.2	16.5	26.4	52.8	
	Reverse Voltage Protection	-	by internal fuse					





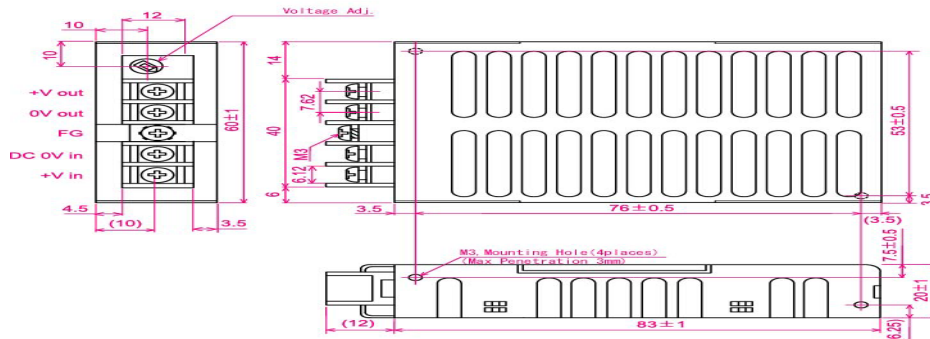
MODEL/CHANNEL		Unit	SVM05-SC12	SVM12-SC12	SVM15-SC12	SVM24-SC12	SVM48-SC12
INPUT	Input Voltage 12V	Vdc	DC12V				
	Ref. MTBF	H	660,000				
	Input Voltage Range	Vdc	DC9.2-16V				
	Efficiency	%	78	80	81	83	83
MODEL/CHANNEL		Unit	SVM05-SC24	SVM12-SC24	SVM15-SC24	SVM24-SC24	SVM48-SC24
	Input Voltage 24V	Vdc	DC24V				
	Ref. MTBF	H	750,000				
	Input Voltage Range	Vdc	DC19-32V				
	Efficiency	%	79	81	83	85	86
MODEL/CHANNEL		Unit	SVM05-SC48	SVM12-SC48	SVM15-SC48	SVM24-SC48	SVM48-SC48
	Input Voltage 48V	Vdc	DC48V				
	Ref. MTBF	H	750,000				
	Input Voltage Range	Vdc	DC38-63V				
	Efficiency	%	81	84	85	87	88
MODEL/CHANNEL		Unit					
Environment	Operating Temperature	°C	0 to +50°C				
	Operating Humidity	%	85%RH(non-condensing)				
	Storage Temperature	°C	-20 to +85°C				
	Storage Humidity	%	85%RH(non-condensing)				
	Withstand Voltage Primary-Secondary	%	Primary-Secondary AC2,000V for 1 minute Primary-Frame Ground AC2,000V for 1 minute Secondary-Frame Ground AC500V for 1 minute				
	Isolation Resistance	-	Primary-Secondary-Frame Ground 50MΩ(minimum) by DC500V insulation tester				
	Vibration	-	5-10Hz:10mm double amplitude,10-55Hz:19.6m/s ² , 20 minutes period for 60 minutes each along X,Y,Z axes(non-operating)				
	Shock	-	294m/s ²				
	Cooling	-	Convection				
	Switching Frequency	kHz	90 Fix				
Dimension	Weight	g	120g				



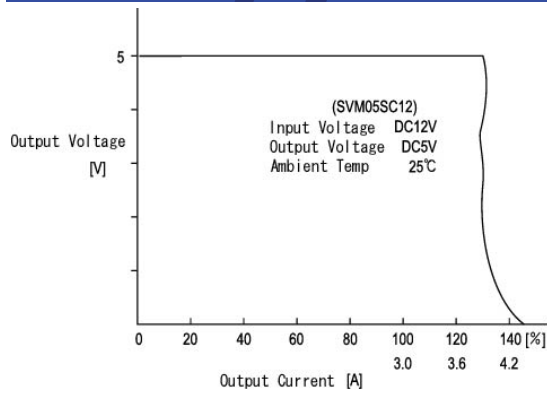


Dimension Diagram (mm)

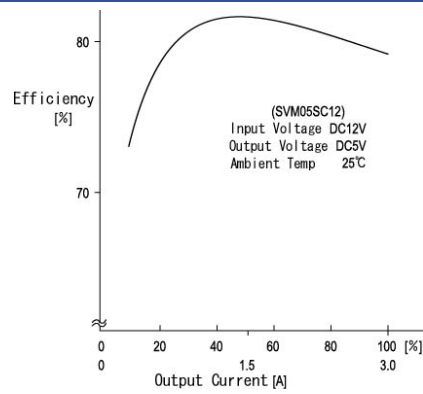
15W



Efficiency Curve



OCP Curve



Block Diagram

