



AOFD-180

180W Din Rail Mount



FEATURES:

- Universal AC input 90~264 VAC and 127~370 VDC
- Flexible Din Rail Mount
- Industrial Temp Range -25 ~ +70°C range
- Rugged Design
- Warranty: 3 years**
- Installation on DIN rail 30mm only
- PFC as standard (180W-240W)
- Over voltage protection
- Over current protection
- LED Indicator for DC power ON
- LED Indicator for DC low



MODEL/CHANNEL		Unit	AOFD-180-24	AOFD-180-48		
OUTPUT	Norminal Voltage	[V]	24	48	-	-
	Setting Voltage Range	[V]	23.76 ~ 24.24	47.52 ~ 48.48	-	-
	Voltage Adjustment Range	[V]	22.5 ~ 28.5	45 ~ 55	-	-
	Current	[A]	5.0	2.5	-	-
	Rated Power	[W]	120	120	-	-
	Line Regulations	[mV]	120	240	-	-
	Load Regulations	[mV]	240	480	-	-
	Temperature Drift	[mV]	360	720	-	-
	Ripple& Noise(pk-pk) (*1)	[mV]	100	120	-	-
	Turn-on Time typ.	[ms]	100 (AC IN 100V, Io=100%)			
Hold-up Time typ.	[ms]	20 (AC IN 100V, Io=100%)				
INPUT	Voltage, Frequency	[V]	AC100 - 240(AC 90-264, 50/60Hz(47 - 63) or DC127-370V (Universal Input)			
	Current Typ.	110V 220V	[A]	2.0 1.0	-	-
	Efficiency Typ.	110V 220V	[%]	88 90	90 92	-
	Power factor Typ.	110V 220V	[A]	0.98 (Io= 100%) 0.93 (Io= 100%)		
	Inrush Current Typ.	110V 220V	[A]	50 (Ta=25°C, Io=100% at Cold Start)		
	Leakage Current	110V 1mA Max	[mA]	0.45 (Typ.) 0.75 (Typ.)		
	Function	Over Voltage Protection	[V]	125% ~ 146% of rating		
Over Current Protection ^(*)		[A]	110% of rating and recovers automatically			
DC_OK Lamp		-	LED (GREEN)			
DC_LOW Lamp		-	LED (RED)			
Cooling / O.T.P		-	Convention Cooling			
Electrical Isolation	(1) Input - Output	-	AC 3.0KV 1min, cut-off: 20mA / DC 500V 100MΩ			
	(2) Input - F.G	-	AC 2.0KV 1min, cut-off: 20mA / DC 500V 100MΩ			
	(3) Output - F.G	-	AC 0.5KV 1min, cut-off:100mA / DC 500V 100MΩ			
Environment	Operating temp. & Humidity	-	-25 ~ +70°C(Required Derating), 20 ~ 90%RH (Non Condensing)			
	Storage temp. & Humidity	-	-40 ~ +75°C, 20 ~ 90% RH (Non Condensing)			
	Vibration	-	10~55Hz at 1G 3minutes period, 30minutes along X,Y and Z axis			
Dimension	Size(WxHxD) / Weight	mm/g	50x130x125 / 1000			
	Safety	-	UL,CE,CB		UL,CE,CB	
Emission	Conducted Emission	-	Complies with EN55011/EN55022-B, FCC-B			
PFHC	Harmonic Current	-	Complies with EN55022-B			

(*1) Terminated with 0.1uF & 47uF parallel capacitor(Bandwidth=20MHz), (Ta=0°C~70°C)

(*2) Protection Mode : Current limiting with Hiccup Mode

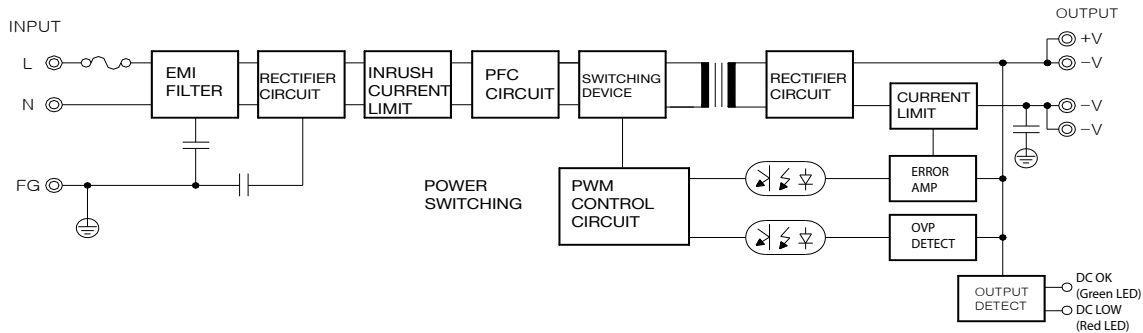




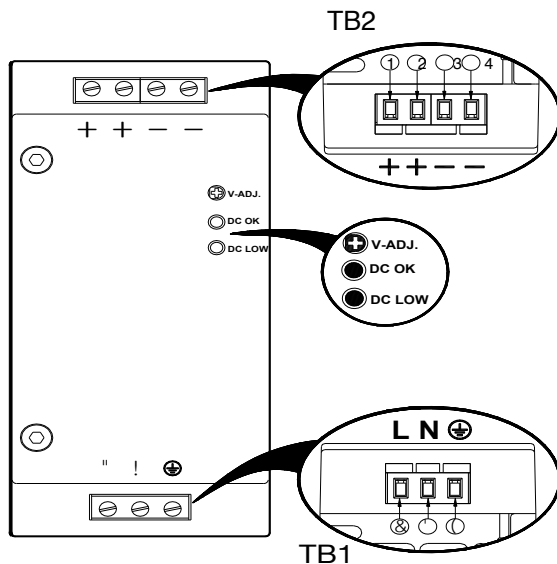
AOFD-180

180W Din Rail Mount

1. BLOCK DIAGRAM



2. Terminal Pin Assignment and Front Controls



Marking	No.	Assignment
L	①	AC(L) Input Terminals
N	②	AC(N) Input Terminals
⊕	③	AC Grounding Terminal

TB2 : Output Terminal Assignment

Marking	No.	Assignment
+	①	DC (+) Output Terminals
+	②	
-	③	DC (-) Output Terminals
-	④	

Front Controls Assignment

Marking	Assignment
V-ADJ.	DC Output voltage adjustment
DC OK	DC Output indication LED (Green)
DC LOW	DC Output Low indication LED (Red)

3. Connection / Connecting Cable

Terminals	Solid or Stranded Wires		Torque [Nm]	Stripping Length L [mm]
	[mm ²]	[AWG]		
Input Terminals	(TB1)	0.5 ~ 2.5	30 ~ 12	0.5~0.6 8
Output Terminals	(TB2)	0.5 ~ 2.5	30 ~ 12	0.5~0.6 8



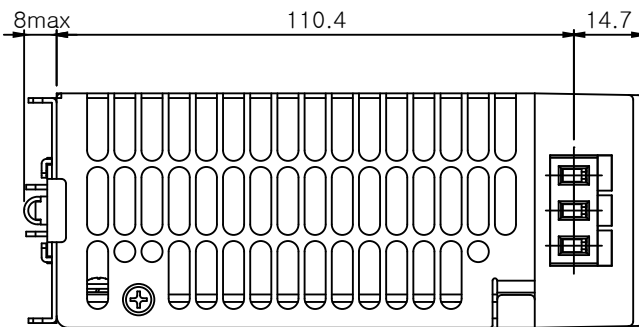
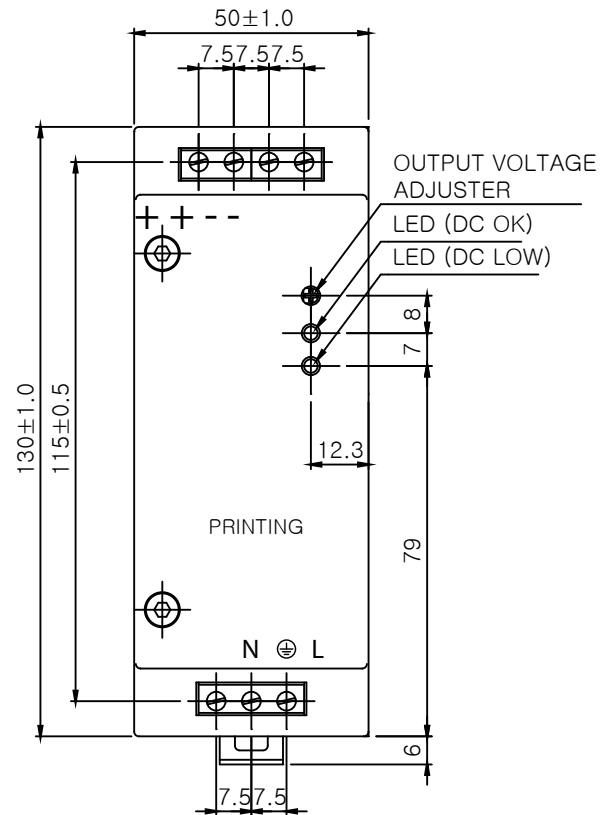
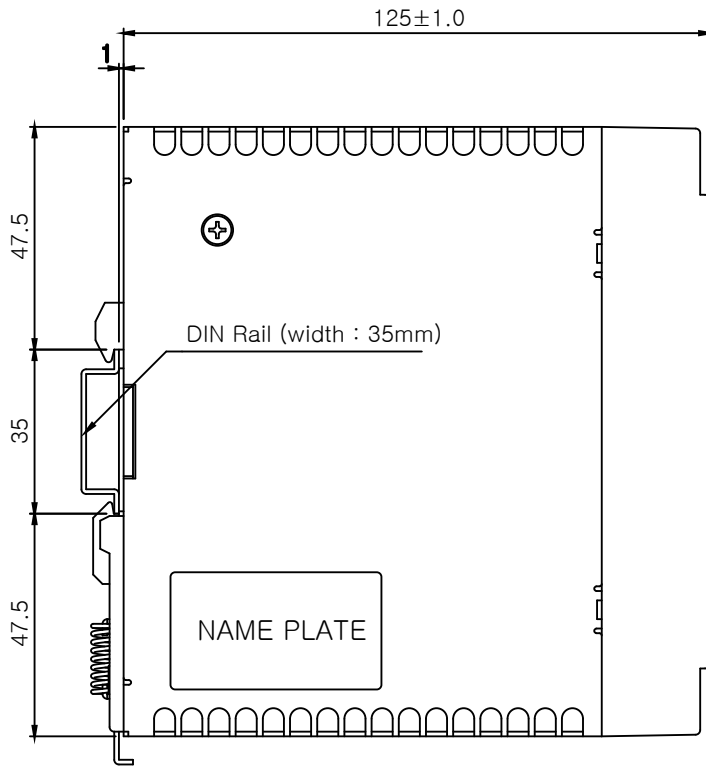


ETA-USA

The Power Professionals

AOFD-180

180W Din Rail Mount



*AOFD180 Series

AOFD180-24

INPUT : AC100 - 240V 2.8A
50/60Hz

OUTPUT : DC 24V 7.5A



- * Weight : 1.0Kg
- * Tolerance : ±1
- * Dimensions in mm



ETA-USA

16170 Vineyard Blvd. Suite 180 Morgan Hill, CA 95037 <http://www.eta-usa.com>
Toll-free (US only): 800-ETA-POWR (800-382-7697) Telephone: 408 778-2793 FAX: 408-779-2753



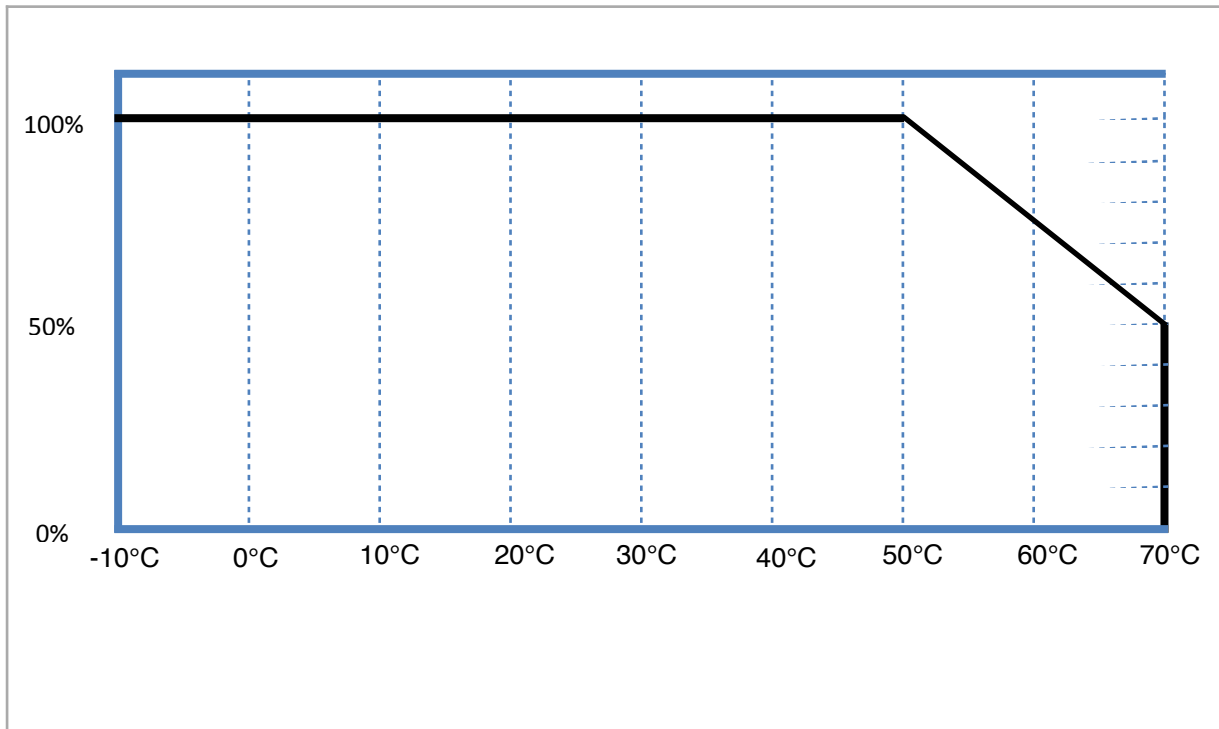
ETA-USA

The Power Professionals

AOFD-180

180W Din Rail Mount

Output Derating Curve



ETA-USA

16170 Vineyard Blvd. Suite 180 Morgan Hill, CA 95037 <http://www.eta-usa.com>
Toll-free (US only): 800-ETA-POWR (800-382-7697) Telephone: 408 778-2793 FAX: 408-779-2753