



DTMF300-SX-F-W6

300W AC/DC Switching Adapter-Single Output



FEATURES:

- ITE 62368-1 & Medical 60601-1 approvals. (Class I)
- 3-prong IEC320-C14, Class I (I/O Switch Option) - Fanless
- Medical safety approved (2x MOPP between primary to secondary)
- Suitable for BF application with appropriate system consideration.
- Altitude during operation: ITE/Medical up to 5000m.
- 0.15W No Load Input Power
- Touch current less than 100uA
- Meet IEC60601-1-2 Ed4:2014
- 3 year warranty



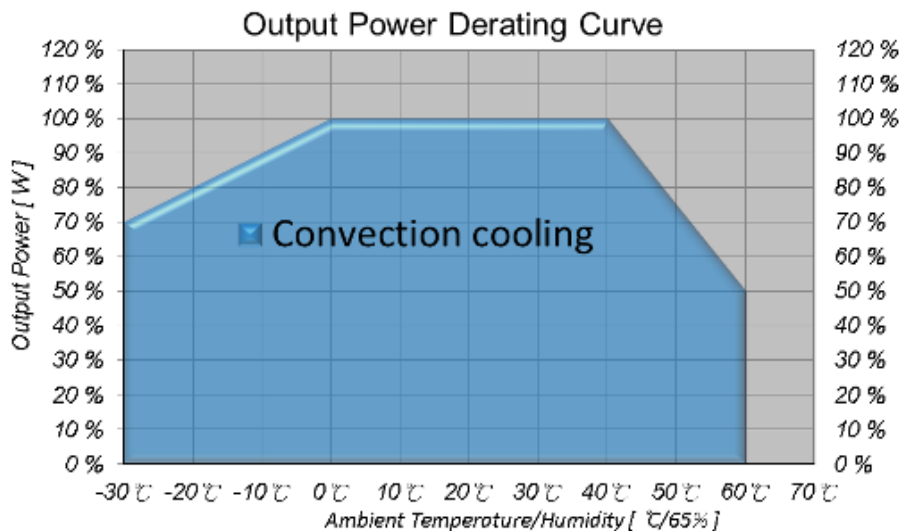
MODEL/CHANNEL		Unit	DTMF300-12SX-F-W6	DTMF300-15SX-F-W6	DTMF300-19SX-F-W6	DTMF300-24SX-F-W6
OUTPUT	Norminal Voltage	V	12	15	19	24
	Norminal Current	A	25	20	15.79	12.5
	Over Voltage Range	Vdc	12.9-16	16-20	20.2-25.46	25.5-32.16
	Ripple & Noise Max	mV	240	300		
MODEL/CHANNEL		Unit	DTMF300-28SX-F-W6	DTMF300-48SX-F-W6	DTMF300-54SX-F-W6	
OUTPUT	Norminal Voltage	V	28	48	54	
	Norminal Current	A	10.71	6.25	5.56	
	Over Voltage Range	Vdc	29.6-33.2	50-57.2	56-60.2	
	Ripple & Noise Max	mV	300			
OUTPUT	Turn On/Turn Off	%	±5			
	Temperature Coefficient	°C	±0.05% per°C maximum.			
	Output Regulation	%	±5			
	Output Power	W	300			
INPUT	Temperature Coefficient	°C	±0.05% per°C maximum.			
	Hold Up Time	ms	10mS Typ. @ 115VAC			
	Input Voltage Range	V	90-264VAC			
	Frequency	A	47-63Hz			
	Input Current (rms)	A	3A; 115 VAC/60Hz			
	Power factor	-	>0.9 @ full load			
	Efficiency	%	>88% (Average) 25%, 50%, 75% and 100% of full load @ 115/230VAC			
	Earth leakage current	VAC	< 250uA @264VAC			
Inrush current	VAC	70A 230VAC Cold Start@25°C				





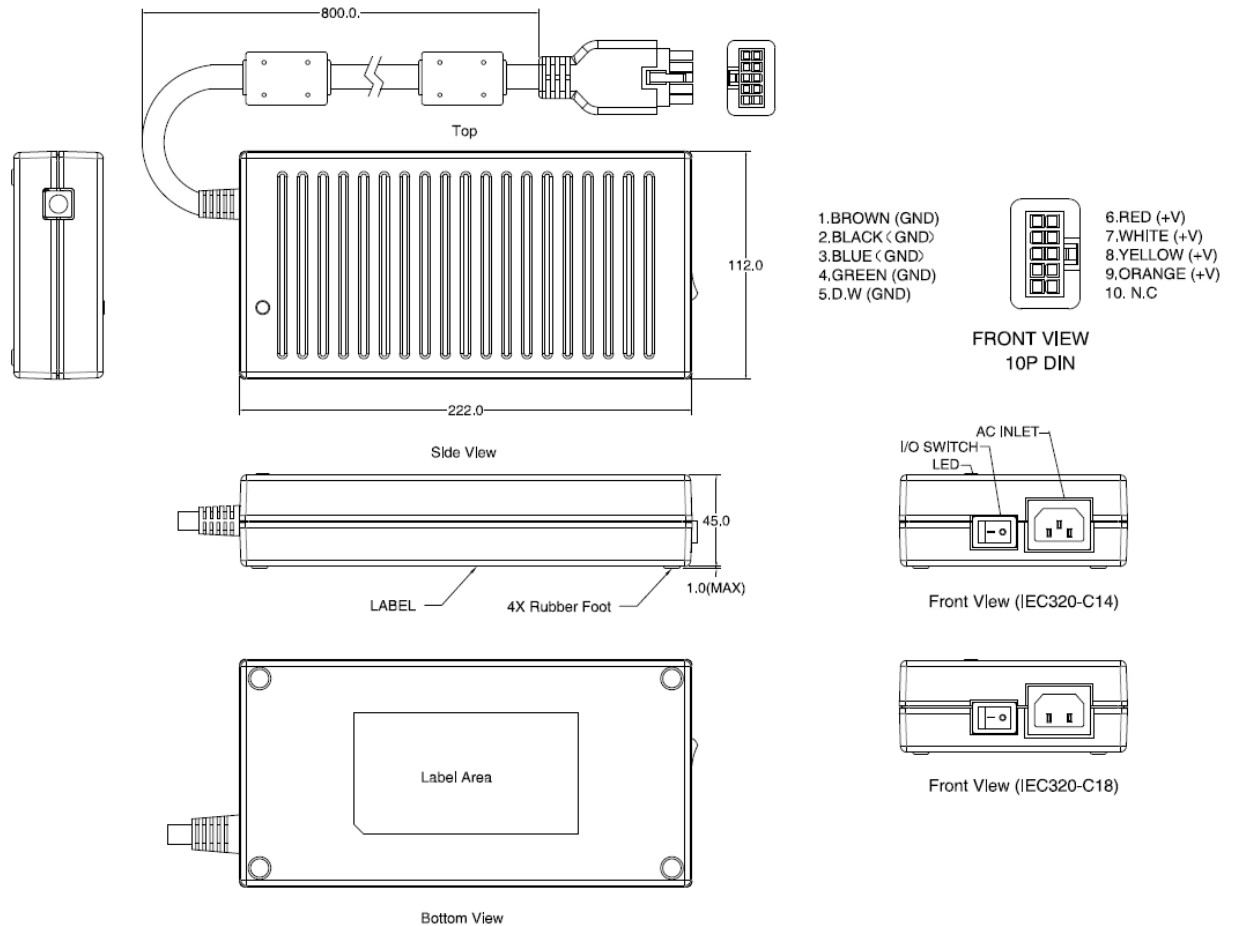
	MODEL/CHANNEL	Unit	
Protection	Overvoltage Protection	Vdc	Auto Turn OFF
	Short Circuit Protection	V	Auto Recovery
	Over Load Protection	%	105% to +150% Max
Environmental Agencies	Safety Standards	-	RU CB IEC 60601-1 TUV 60601-1 TUV RH 62368-1 CB 60950-1 PSE CCC
	EMC Standards	-	FCC Part 18 Class B EN 55011 Class B EN55022 Class B EN55024 Class B FCC Part 15 Class B CE 60950-1 CE 60601-1 ICES
Environment	Operating temp. & Humidity	-	0 to +60°C (Refer to "Derating Curve")
	Temperature	-	-30°C to +60°C (Derate linearly 2.5% per °C from 41 to 60°C) (Derate linearly 1.0% per °C from -1 to -30°C)
	Storage temp. & Humidity	-	-30°C to +85°C; 0 to 95%, non condensing
	Burn-in Test	-	100% burn-in tested under 40 +/-5°C.
	MTBF demonstrated	H	200,000 hours min. @ max. load for 25°C ambient temperature.
Dielectric Withstand	Primary-Secondary	-	5656 VDC for 4 Sec.
	Secondary-Frame Ground	-	2121 VDC for 4 Sec.
	Primary-Frame Ground	-	Primary to Frame Ground 2121 VDC for 4 Sec.
Insulation Resistance	Primary-Secondary	-	20 MWΩ Min. 500 VDC.
	Primary-Frame Ground	-	20MWΩ Min. 500 VDC.
Dimension	Size(WxHxD) / Weight	mm/g	222LxW112x45H/1.57 kgs.

Derating Curve 300W





Dimensional Drawings



Dimension : L222(8.74") x W112(4.4") x H45(1.77")mm
NOTE : TOLERANCE: +/1mm(0.04")(LxWxH)

Standard Output Cable

Output Cable: 8C+1, 16AWG, VW-1, 80°C, 300V





Cable Drawings

DC Output Connector

Standard male plug(power supply side): 10 PIN Min Fit Pitch:4.2mm

Mating : Molex P/N: 39-28-1103 or equivalent.

DC output cable: 8C+1, UL2464, 16AWG, VW-1, 80°C, 300V

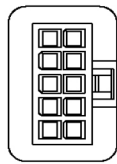
1. BROWN (GND)

2. BLACK (GND)

3. BLUE (GND)

4. GREEN (GND)

5. D.W. (GND/EARTH)



6. RED (+V)

7. WHITE (+V)

8. YELLOW (+V)

9. ORANGE (+V)

10. N.C.

FRONT VIEW
10P DIN

